



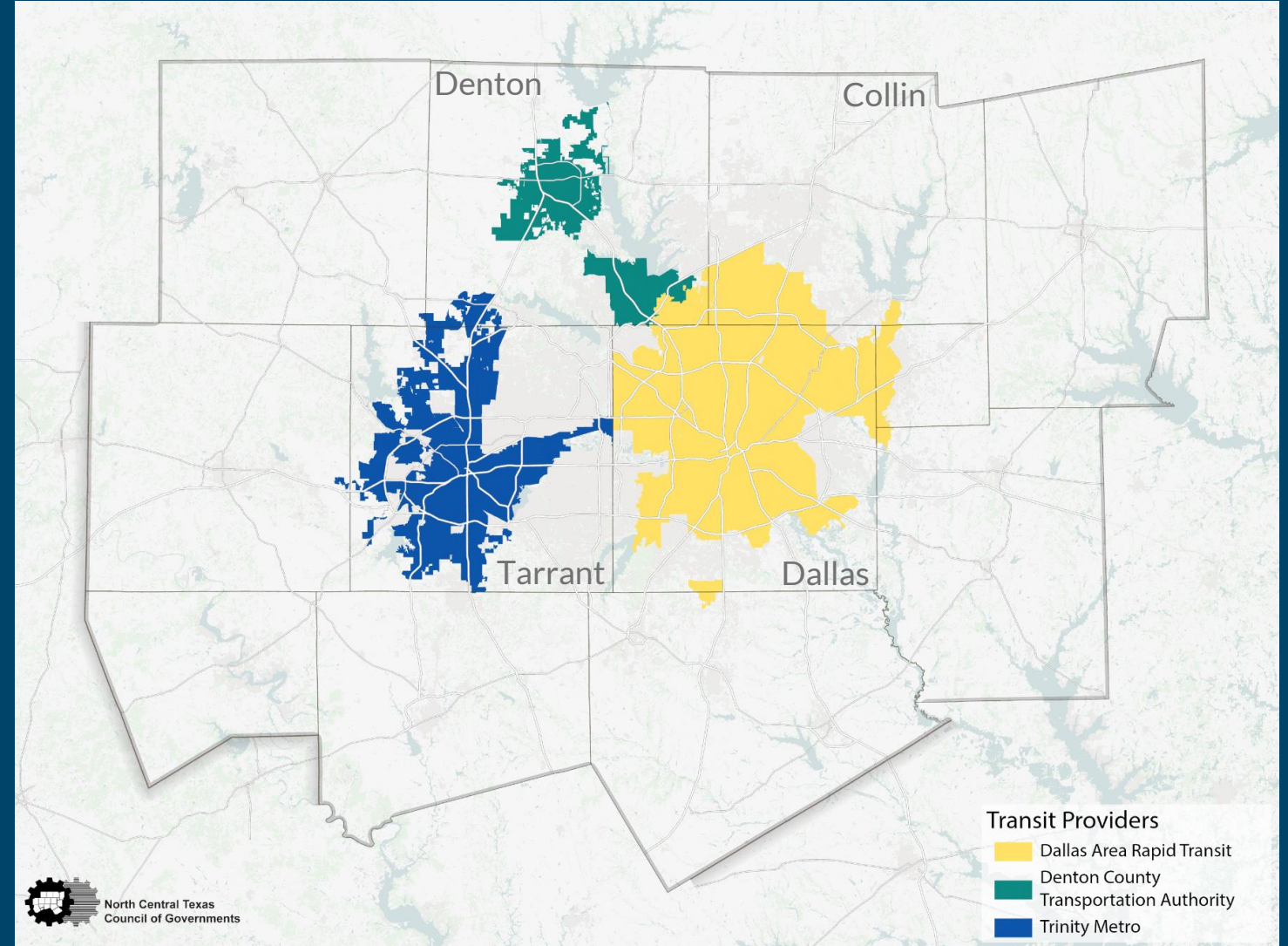
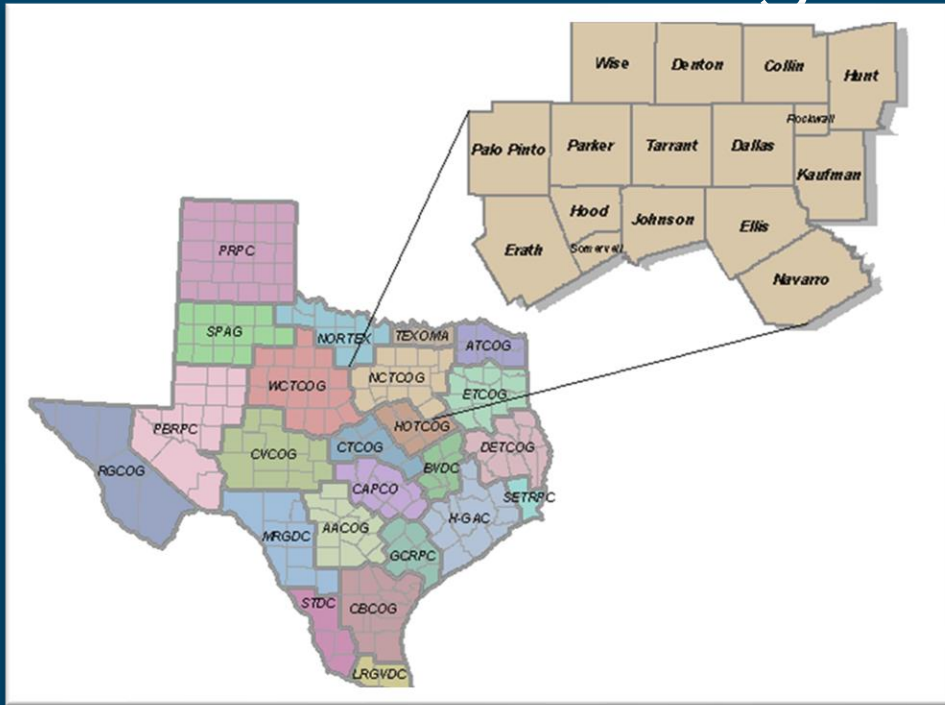
NCTCOG TRANSPORTATION DEPARTMENT

A SURVEY OF MOBILITY ON-DEMAND IN THE DALLAS-FORT WORTH REGION

Kathy Yu

2025 Mobility Modeling Conference
9.16.2025

North Central Texas Council of Governments (NCTCOG) Region



SURVEY COLLABORATION

The 2022-2023 Regional Transit On-Board Survey was a collaborative effort between NCTCOG and the major transit agencies in the region. The agencies previously worked together on the 2014 Regional Transit Travel Survey.



North Central Texas Council of Governments



Dallas Area Rapid Transit (DART)



Denton County Transit Authority (DCTA)



Trinity Metro



SURVEY COVERAGE

FIXED ROUTE SURVEY

154 Routes/Lines

- 145 Bus Routes
- 3 Commuter Rail Lines
- 4 Light Rail Lines
- 2 Streetcar/Trolleys



ON-DEMAND SURVEY

40 On-Demand Zones

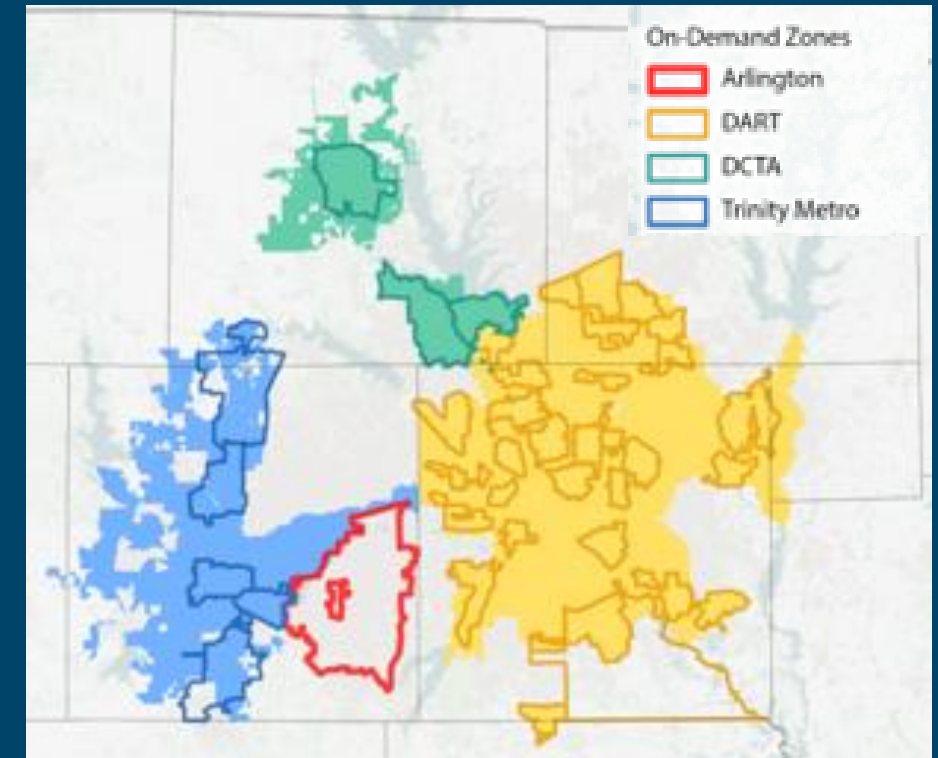


2022-23 ON-DEMAND SERVICES

At the time of the survey, all the services only offered On-Demand and did not allow prebooking. The table and maps shows the zones and ridership during the survey period.

Mobility On-Demand Service	# Zones	Avg Weekday Ridership (Boardings)
Arlington On-Demand (formerly Arlington Via)	1	2,578
DART GoLink	33	3,864
DCTA GoZone	2	2,015
Trinity Metro On-Demand (formerly ZIPZONE)	4*	376
Regional Total	40	8,833

* Only 4 of 5 Trinity Metro ZIPZONES were surveyed.



SURVEY INSTRUMENT

One-Way Trip Details

Home Location
Origin Location
Destination Location
All Routes/Lines/Zones
used in the One-Way Trip
Trip Purpose
Mode of Access & Egress
Fare/Payment
Wait Time

Demographics

Household
Demographics including
Household Income,
Household Size, # Adults,
Workers, # Vehicles

Person Demographics
including Age, Gender,
Race/Ethnicity, Disability,
Employment Status,
Student Status

Service & Transit Use Questions

How did you plan this trip?
OD Transit Trip Frequency
Did you make Opposite Trip?
Public Transit Use
Frequency

On-Demand Questions:

*If did not use app to book, what
is the main reason?*

Do you need Special Assistance?

*Would you recommend this
service?*



ON-DEMAND DATA COLLECTION



SAMPLE SIZE

10% of Weekday Mobility On-Demand



SURVEY PERIOD

Fall 2022:

- Arlington On-Demand
- DCTA GoZone
- Trinity Metro On-Demand (ZIPZONE)

Spring 2023:

- DART GoLink



METHODS

- Self-administered online survey
- On-Board Face-to-Face Interviews with the survey on Tablet PCs

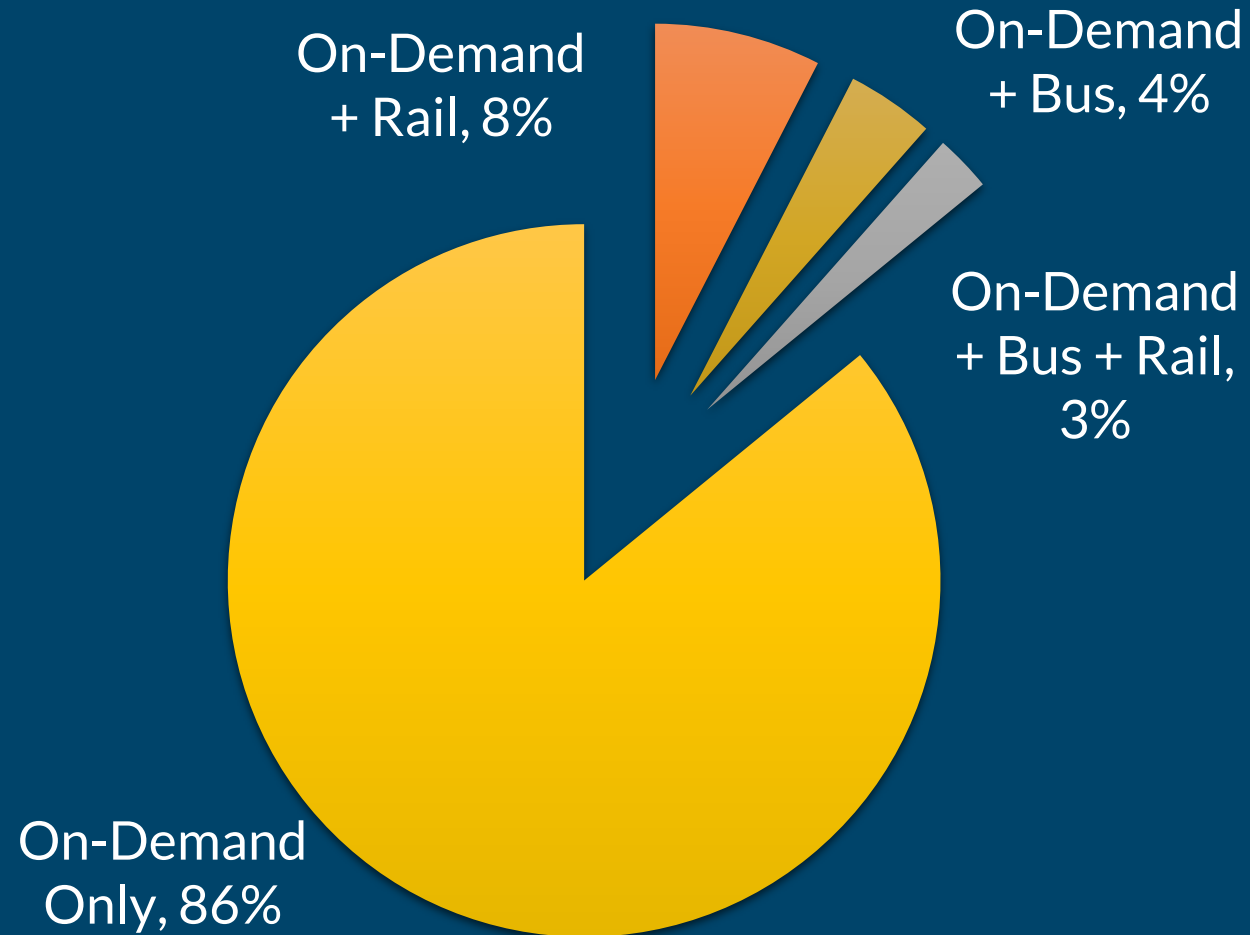


2022-23 FIXED ROUTE & ON-DEMAND WEEKDAY SURVEY SUMMARY

Measure	Fixed Route Survey	On-Demand Survey
# Routes/Lines/Zones	154	40
Surveys Collected	32,976	1,534
Unlinked Trips	173,094	8,333
Linked Trips	131,320	7,309

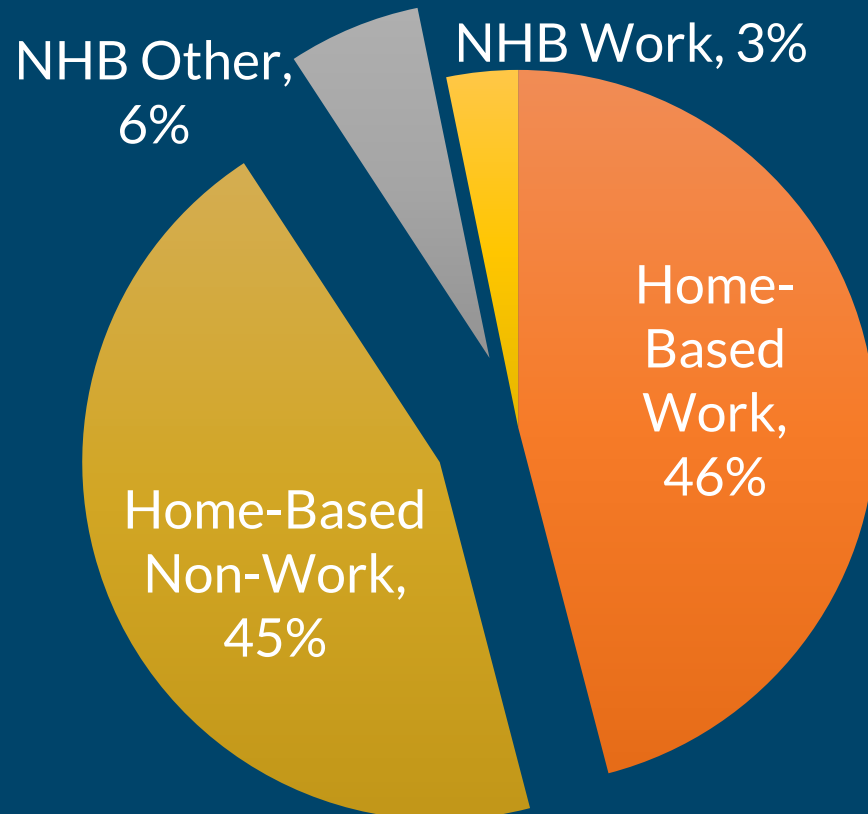


MOBILITY ON-DEMAND TRANSIT MODES USED IN ONE-WAY TRIP



TRIP PURPOSE

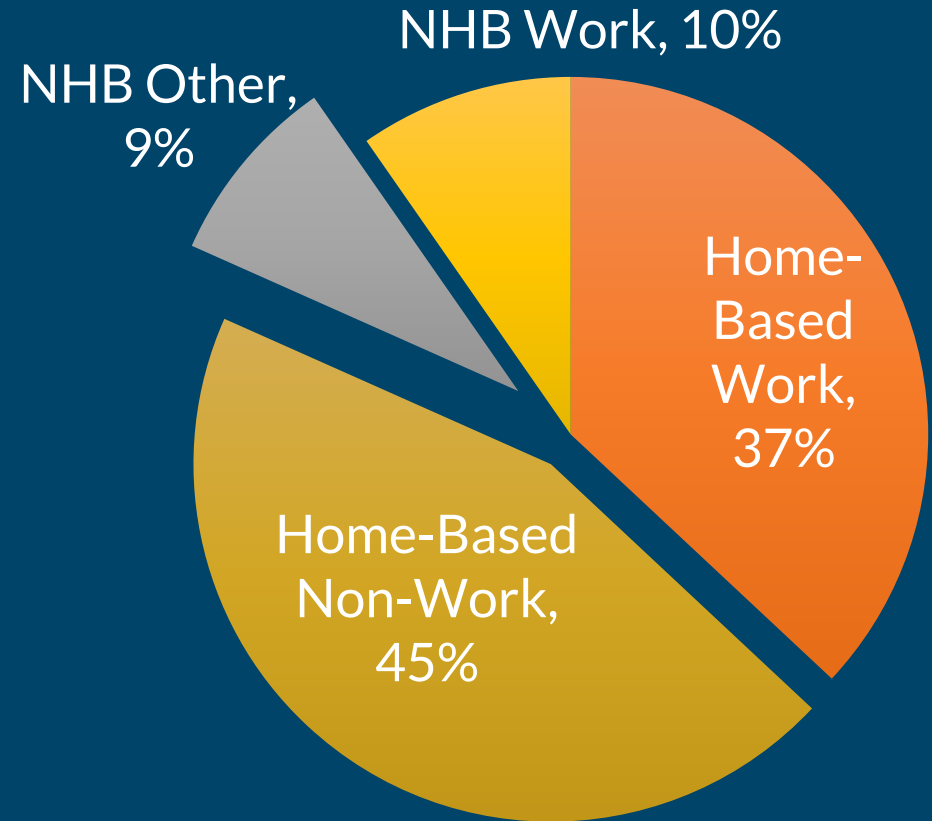
Fixed Route Survey



91% home-based trips

49% work trips

On-Demand Survey



82% home-based trips

47% work trips

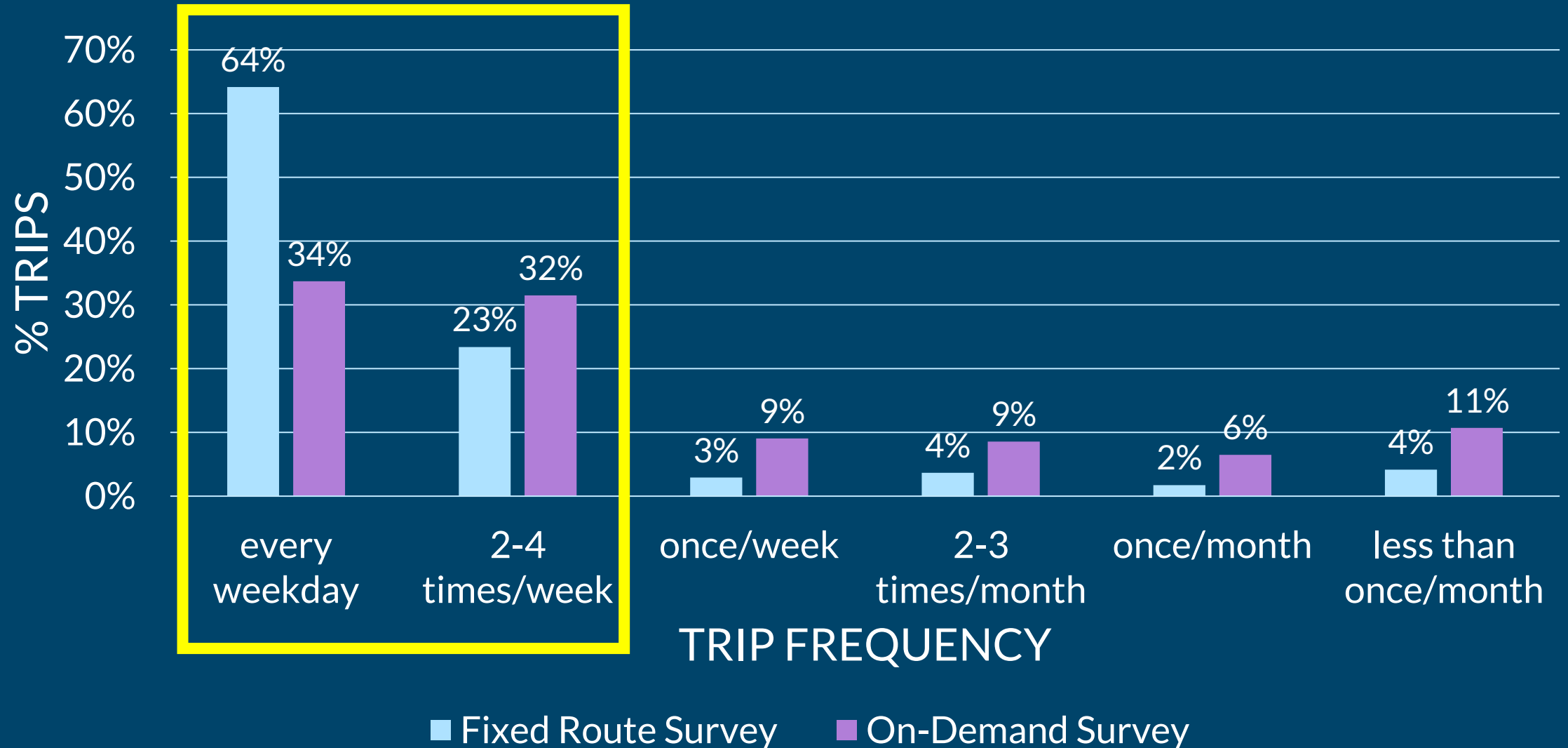


Top Home-Non-Work Trip Purposes

Trip Purpose	Fixed Route Survey	On-Demand Survey
HB Shopping	6%	11%
HB Personal Business/Other	9%	11%
HB Education College	12%	10%
HB Social-Recreation	10%	6%

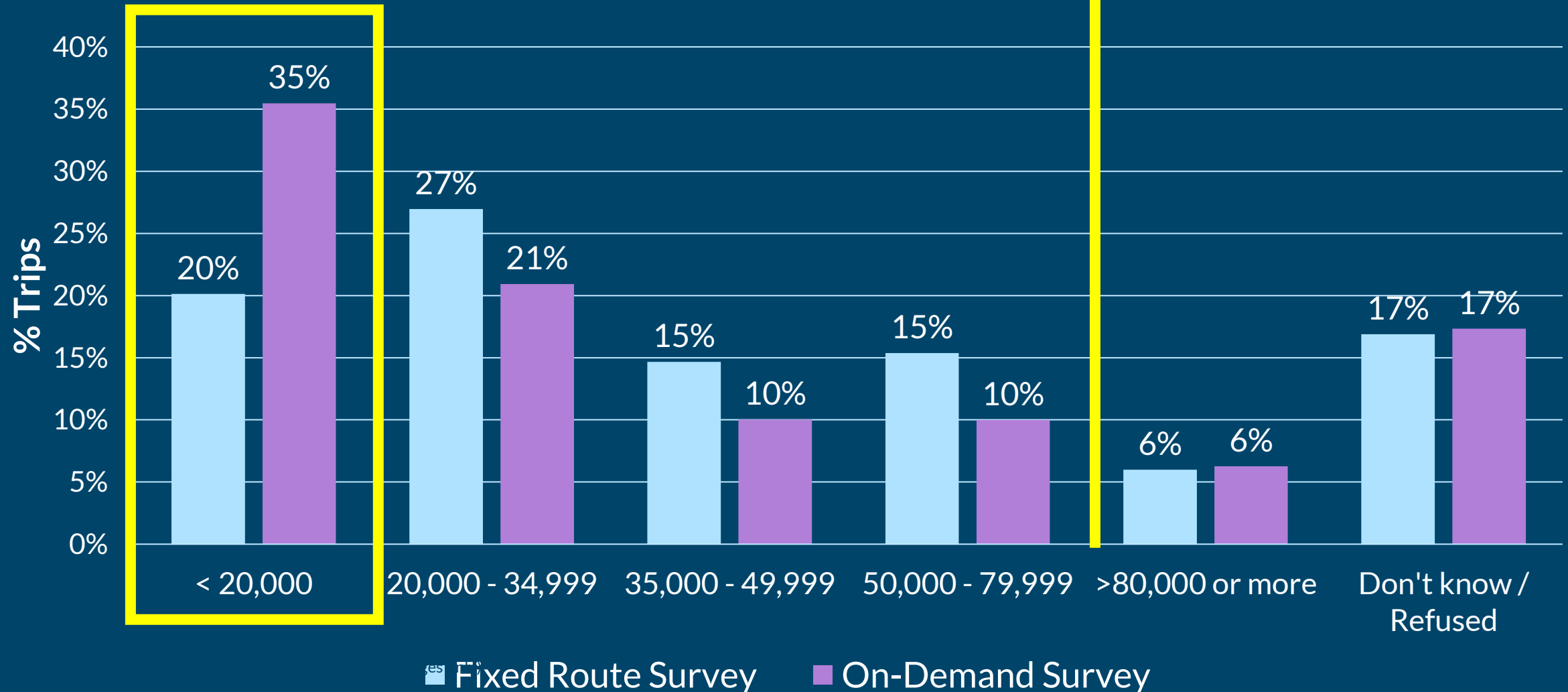


HOW OFTEN MAKE THIS TRANSIT TRIP BETWEEN OD



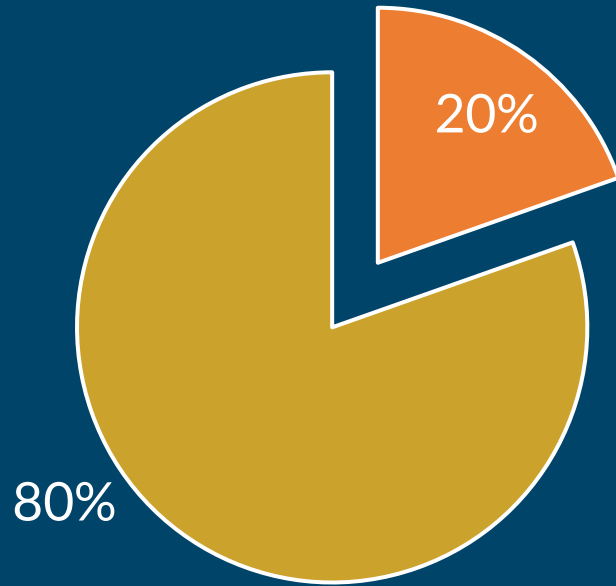
Median HH Income = 86,860K
Dallas-Ft Worth-Arlington Metro (2023)

HOUSEHOLD INCOME



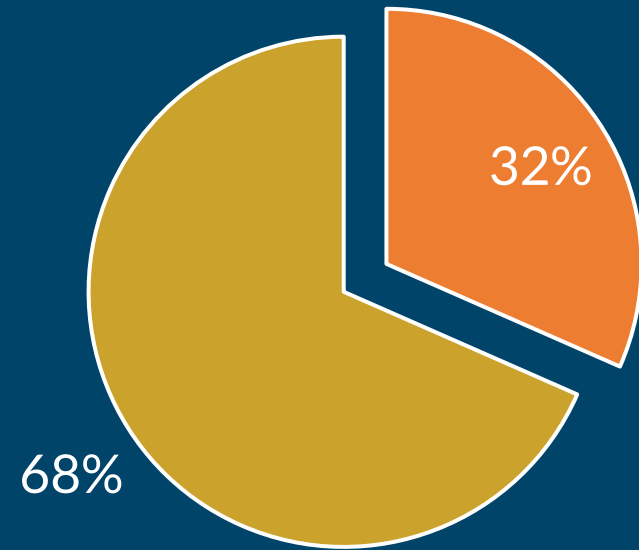
STUDENT STATUS

Fixed Route Survey



- Student (College/Univ/ K-12/Vocation/ Tech)
- Not a Student

On-Demand Survey

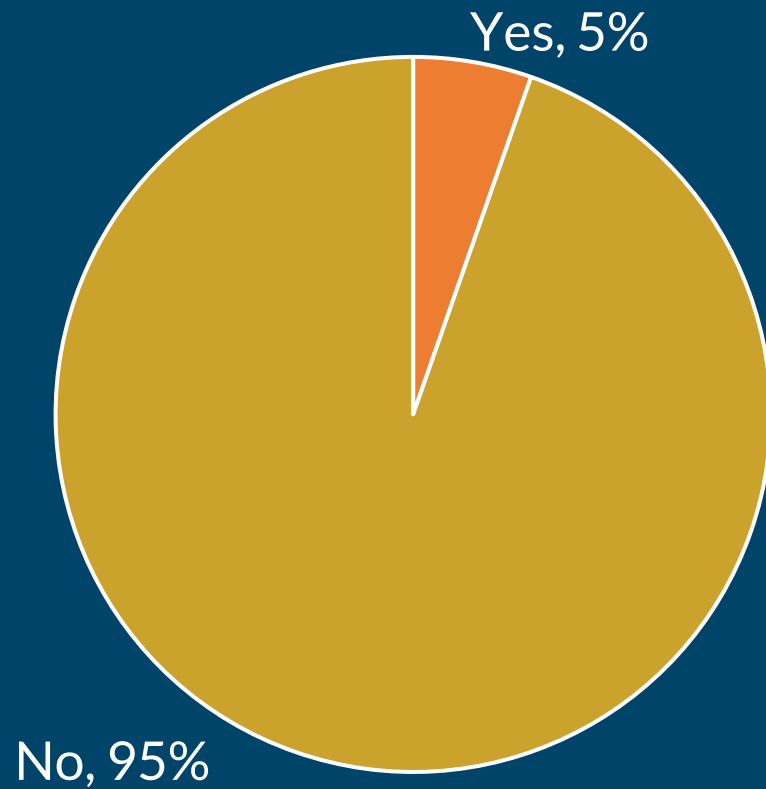


- Student (College/Univ/ K-12/Vocation/ Tech)
- Not a Student

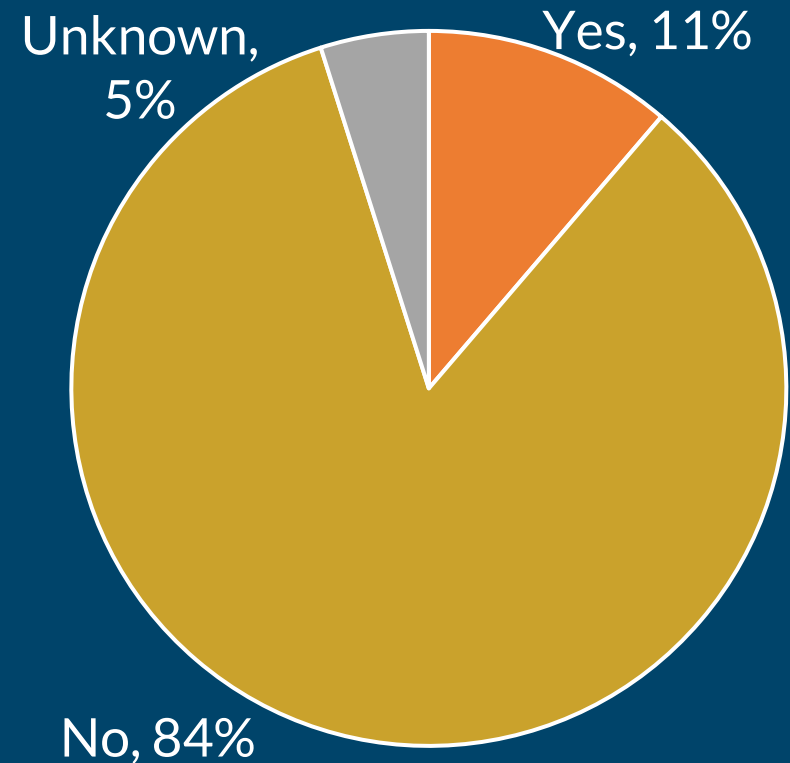


DISABILITY THAT AFFECTS MOBILITY?

Fixed Route Survey



On-Demand Survey



KEY TAKEAWAYS



Limited Use of Fixed Route: 86% of one-way trips only used Mobility On-Demand service.



Fewer Home-Based Trips: 82% of Mobility On-Demand trips are HB compared to 91% of Fixed Route trips.



Fewer Habitual Trips: 66% of Mobility On-Demand trips will be made 2 or more times a week, compared to 87% of Fixed Route trips.



More Student Trips: 32% of Mobility On-Demand trips are made by students compared to 20% of Fixed Route trips.



CONTACT US



Kathy Yu

Principal Transportation System Modeler
Model & Data Development

kyu@nctcog.org | 817-608-2343



Arash Mirzaei, P.E.

Senior Program Manager
Model & Data Development

amirzaei@nctcog.org | 817-695-9261

